

c) The Exact Fresnel Formalism (Optical Treatment)

Born approximation diverges for $q_z \rightarrow 0 \Rightarrow$

The **reflected intensity cannot** be larger than the **incident intensity**.
Multiple scattering for small angles have to be taken into account.

Starting point: **Helmholtz equation**

(remember: neutrons can be treated as waves)

$$\nabla^2 \mathbf{E}(\mathbf{r}) + k_0^2 n^2(\mathbf{r}) \mathbf{E}(\mathbf{r}) = 0$$

\mathbf{r} : vector in space

\mathbf{E} : electrical field for photons / wave function for neutrons

$k_0 = 2\pi/\lambda$: modulus of the wave vector

n : refractive index **for reflectivity : $n(\mathbf{r}) = n(z)$**

Electron density (for x-rays) or **scattering length density** (neutrons) translates to the **refractive index** :

$$n(z) = 1 - \delta(z) + i\beta(z)$$

with the **dispersion** δ and the **absorption** β .

X-rays:

$$\delta(z) = \frac{\lambda^2}{2\pi} r_e \rho(z) \frac{f_0(q_z) + f_{\Re}(\lambda)}{Z}$$

$$\beta(z) = \frac{\lambda^2}{2\pi} r_e \rho(z) \frac{f_{\Im}(\lambda)}{Z}$$

r_e : classical e^- radius ρ : e^- density

Z : number of e^- f_0 : formfactor

$f_{\Re} + i f_{\Im}$: corrections to formfactor

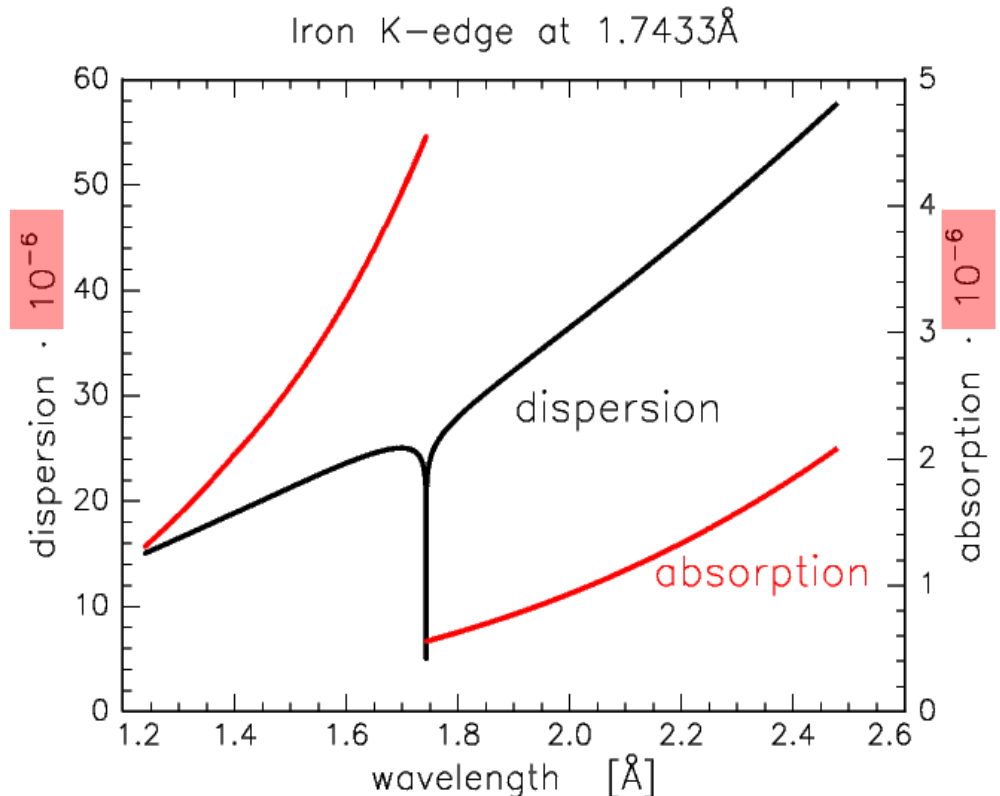
Neutrons:

$$\delta(z) = \frac{\lambda^2}{2\pi} N(z) b$$

β is usually negligible

N : particle density

b : scattering length



Mean value of the refractive index:

$$n < 1$$

- ⇒ total external reflection
- ⇒ critical angle α_c

$$\alpha_c \approx \sqrt{2\delta}$$

Fresnel reflection coefficient for a single smooth surface:

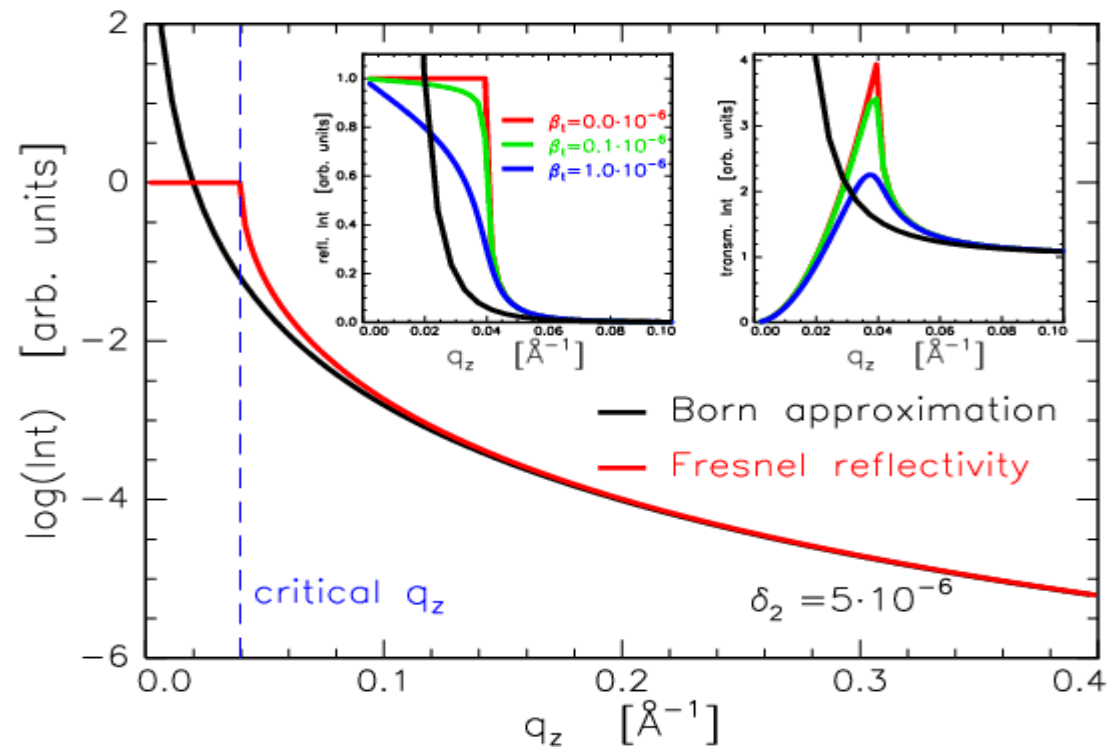
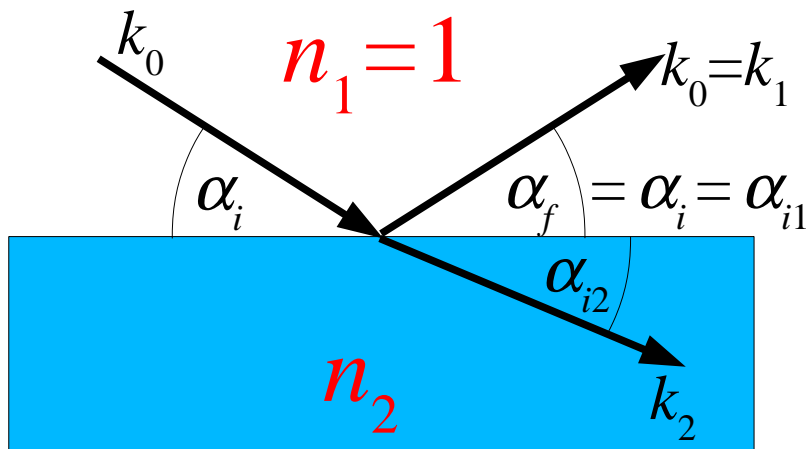
$$r_{1,2} = \frac{k_{z1} - k_{z2}}{k_{z1} + k_{z2}}$$

with

$$k_{z1} = k_1 \sin \alpha_{i1} = k_0 \sin \alpha_i = q_z / 2$$

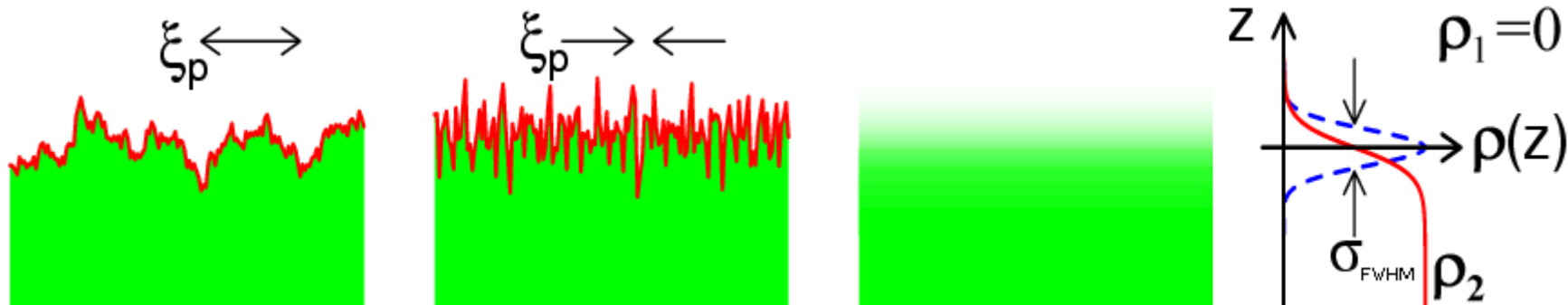
$$k_{z2} = k_2 \sin \alpha_{i2} = k_0 \sqrt{n_2^2 - \cos^2 \alpha_i}$$

$$I(\alpha_i) = |r_{1,2}|^2$$



If a surface is **rough**, the Fresnel reflection coefficient can be modified.

The result depends on the exact probability function of the interface.



Solids : Error-function profile \Rightarrow Gaussian probability function
Polymers : tanh-function profile \Rightarrow $1/\cosh^2$ probability function

$$\tilde{r}_{1,2} = r_{1,2} \exp(-2k_{z1} k_{z2} \sigma^2)$$

Gaussian

$$\tilde{r}_{1,2} = \frac{\sinh[\sqrt{3} \sigma (k_{z1} - k_{z2})]}{\sinh[\sqrt{3} \sigma (k_{z1} + k_{z2})]}$$

$1/\cosh^2$

Smooth layer systems (recursive formalism by Parratt)

for each interface j :

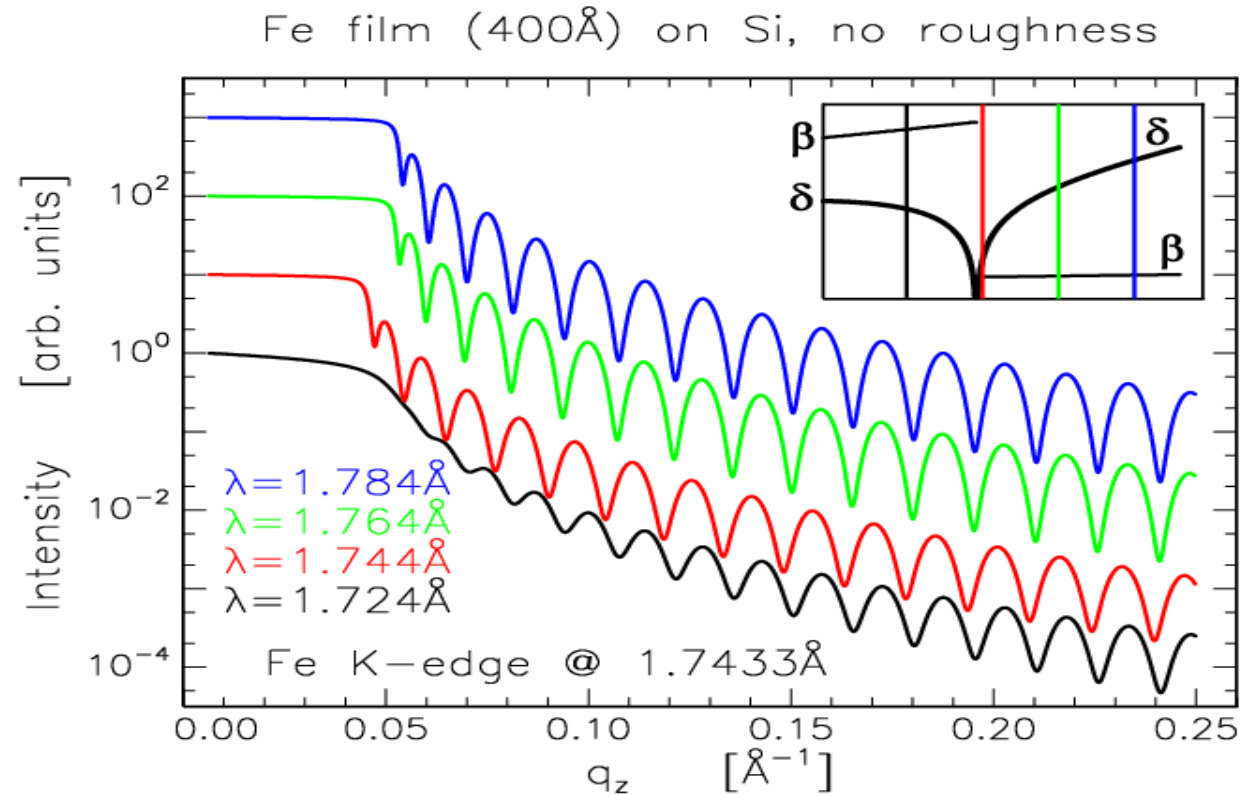
$$r_{j,j+1} = \frac{k_{z,j} - k_{z,j+1}}{k_{z,j} + k_{z,j+1}} \quad k_{z,j} = k_0 \sqrt{n_j^2 - \cos^2 \alpha_i}$$

Recursion:

starting with $X_{N+1} = 0$
(N : number of layers)

end of recursion:

$$|X_1|^2 = I(q_z)$$



$$X_j = \exp(-2ik_{z,j}z_j) \frac{r_{j,j+1} + X_{j+1} \exp(2ik_{z,j+1}z_j)}{1 + r_{j,j+1} X_{j+1} \exp(2ik_{z,j+1}z_j)}$$

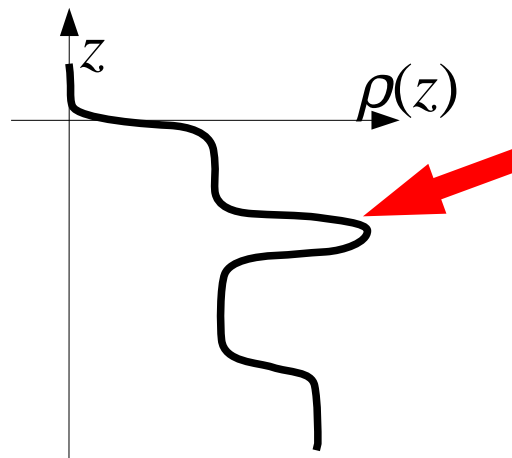
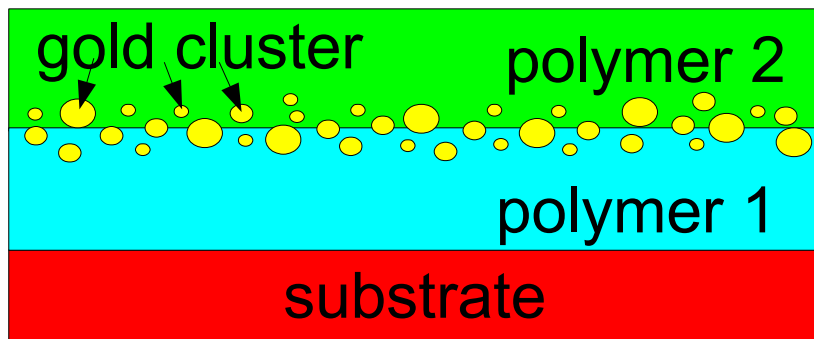
For **rough layer** systems the $r_{j,j+1}$ can be **replaced** by the $\tilde{r}_{j,j+1}$

$$\tilde{X}_j = \exp(-2ik_{z,j}z_j) \frac{\tilde{r}_{j,j+1} + X_{j+1} \exp(2ik_{z,j+1}z_j)}{1 + \tilde{r}_{j,j+1} X_{j+1} \exp(2ik_{z,j+1}z_j)}$$

However, this is only an approximation.

It fails for thin layers with large roughness.

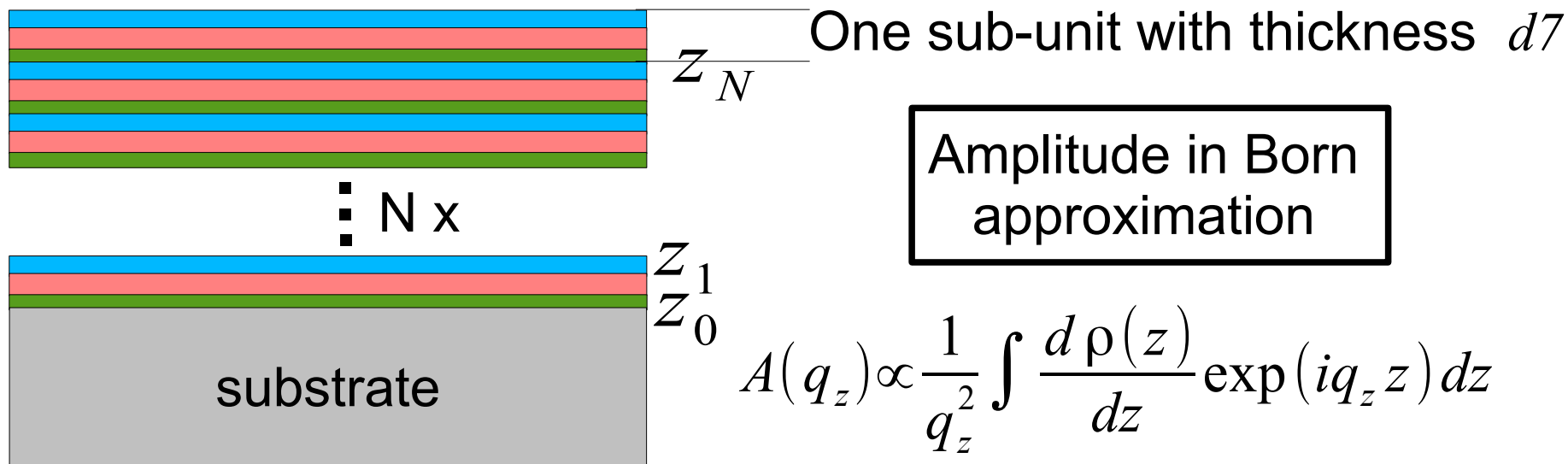
e.g.



This layer can be described by a standard thin film model but the Parratt formalism may fail.

There is a way to get around this problem (see later).

Multilayer systems



If all sub-units are identical:

$$\begin{aligned}
 A(q_z) &\propto \frac{1}{q_z^2} \int \left(\sum_{n=1}^N \frac{d\rho_u(z)}{dz} \exp(iq_z z_n) \right) \exp(iq_z z) dz \\
 &\propto \frac{1}{q_z^2} \sum_{n=1}^N \left(\int \frac{d\rho_u(z)}{dz} \exp(iq_z z) dz \right) \exp(iq_z z_n) \\
 &\propto \frac{1}{q_z^2} \left(\int \frac{d\rho_u(z)}{dz} \exp(iq_z z) dz \right) \sum_{n=1}^N \exp(iq_z z_n) = \frac{1}{q_z^2} F(q_z) S(q_z)
 \end{aligned}$$

Form factor

$$F(q_z) = \int \frac{d\rho_u(z)}{dz} \exp(iq_z z) dz$$

Structure factor

$$S(q_z) = \sum_{n=1}^N \exp(iq_z z_n) = \sum_{n=1}^N \exp(iq_z \cdot nd) \propto \frac{\sin(Nq_z d/2)}{\sin(q_z d/2)}$$

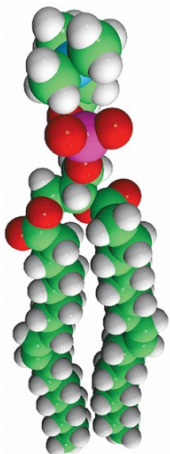
Form factor contains the information about the sub-unit
Structure factor contains the information about the repetition

The sub-unit and the repetition are decoupled in Born approximation


Example

DOCP

1,2-Dioleoyl-sn-glycero-3-phosphocholine



+

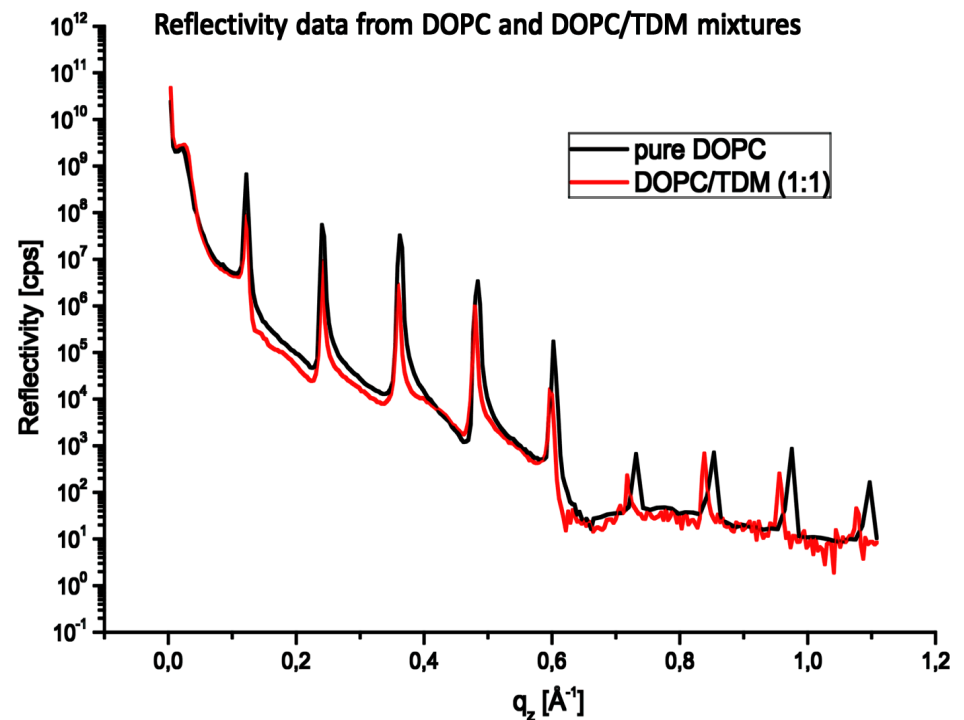


TDM

Trehalose dimycolate

=>

from tuberculosis bacteria



Multilayer systems (dynamical scattering)

Abelès or transfer matrix method (equivalent to Parratt)

A characteristic matrix for each layer with layer thickness d_j exists

$$M_j = \begin{pmatrix} \exp(ik_{z,j}d_j) & r_{j,j+1} \exp(ik_{z,j}d_j) \\ r_{j,j+1} \exp(-ik_{z,j}d_j) & \exp(-ik_{z,j}d_j) \end{pmatrix}$$

For a layer system

$$M = \prod_{j=0}^N M_j$$

The resulting reflectivity is

$$I(q_z) = \left| \frac{M_{2,1}}{M_{2,2}} \right|^2$$

For large number of repetitions computing time can be much smaller than for Parratt:

Parratt : $3 \times 8 = 24$ iterations

Abelès : $M_{\text{lay}} = M_{\text{blue}} \cdot M_{\text{orange}} \cdot M_{\text{green}}$, $M_2 = M_{\text{lay}} \cdot M_{\text{lay}}$
 $M_4 = M_2 \cdot M_2$, $M_8 = M_4 \cdot M_4$

5 multiplications

